

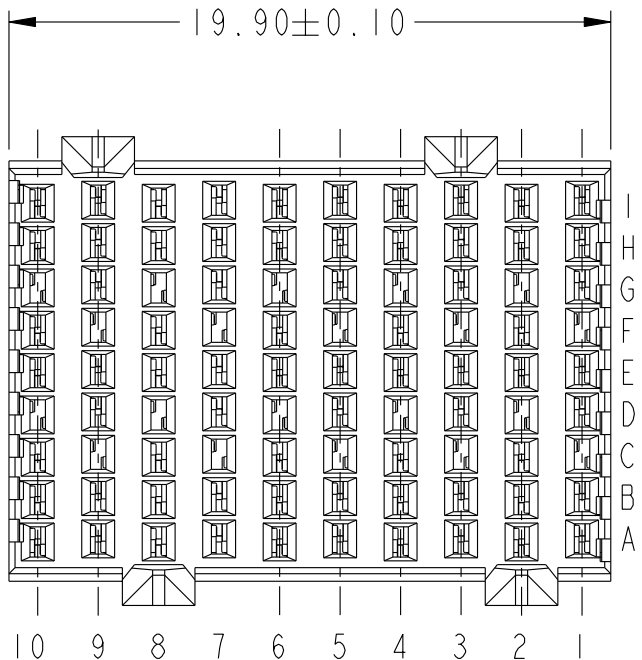
PRODUCT NUMBER  
SEE TABLE, SHEET 5

A

B

C

D



NOTE 5

15.50 ± 0.10

TOP SURFACE OF  
DAUGHTER CARD

10.70 ± 0.15

(8.50)

1.60 ± 0.15 96X

(13.90)

(2.35)

☉ OF POS 2, 4,  
6, 8, & 10

A

B

C

D



Copyright FCI.

REV F - 2006-04-17

rev	ecn no	dr	date
A	V05-0461	LRJ	2006-02-24
B	S07-0043	LS	2007-02-08
-	-	-	-
-	-	-	-
-	-	-	-
-	-	-	-

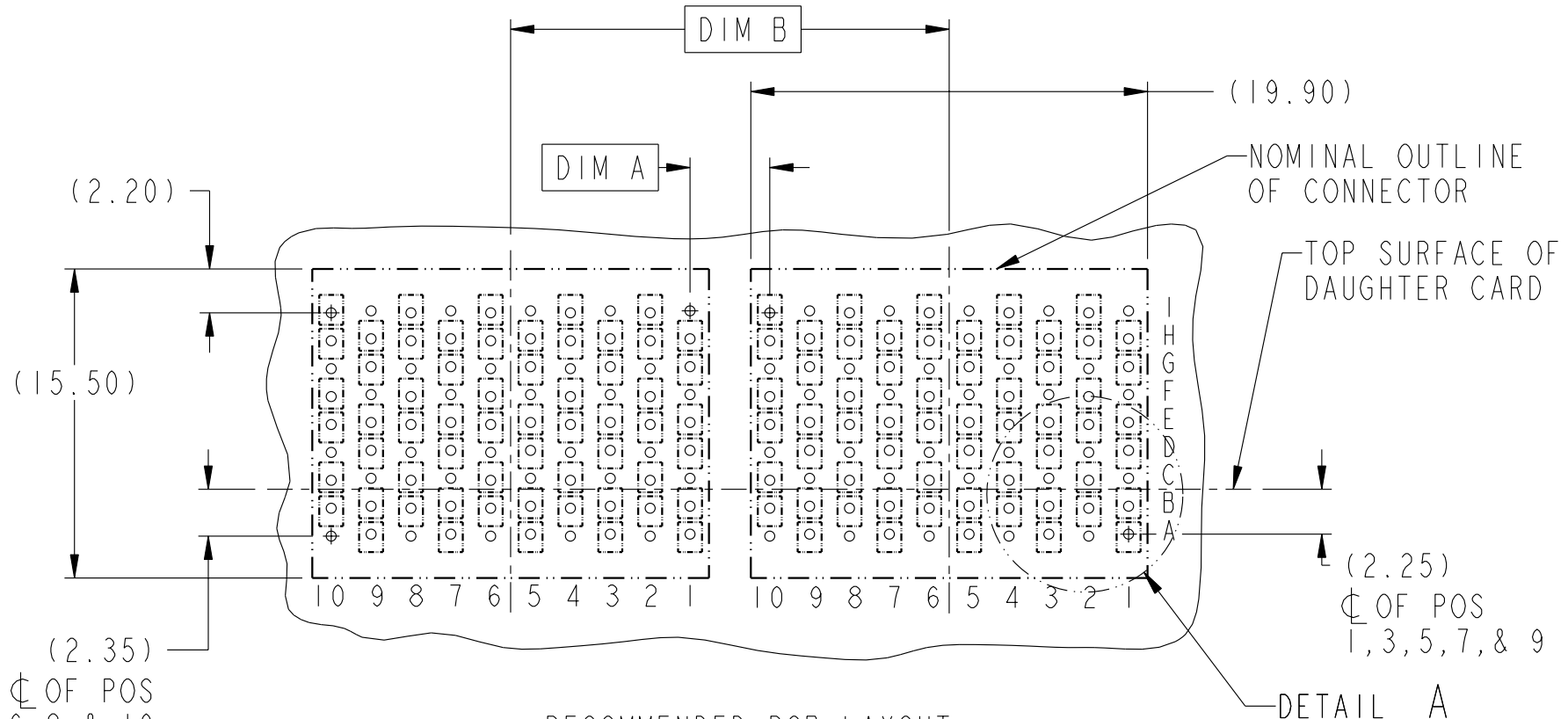
www.fciconnect.com		surface - ✓ ASME Y14.5	tolerance std ASME Y14.5 -	projection ☉	MM ↔
TOLERANCES UNLESS OTHERWISE SPECIFIED		ANGULAR	LINEAR	size A4	Scale 4:1
Dr	T. HOUTZ	2004-06-15	0.X	±	ECN ***
Eng	S. MINICH	2004-06-15	0.XX	±	Spec ref
Chr	C.H. TAN	2007-02-08	0.XXX	±	RELEASED
Appr	JOEY NG	2007-02-08	Product family AirMax VS		
FCI		AirMax VS VERT RECPT ASSY		dwg no	10034251
		PRESS-FIT, 90 POS, 20MM		Rev.	B
catalog no		-		CUSTOMER	sheet 1 of 5

PDM: Rev:B

STATUS:Released

4 Printed: Jun 11, 2008

ADJACENT HEADER WIDTHS	DIM A	DIM B
20MM/20MM	2.00	20.00
22MM/22MM	4.00	22.00
20MM/22MM	3.00	21.00



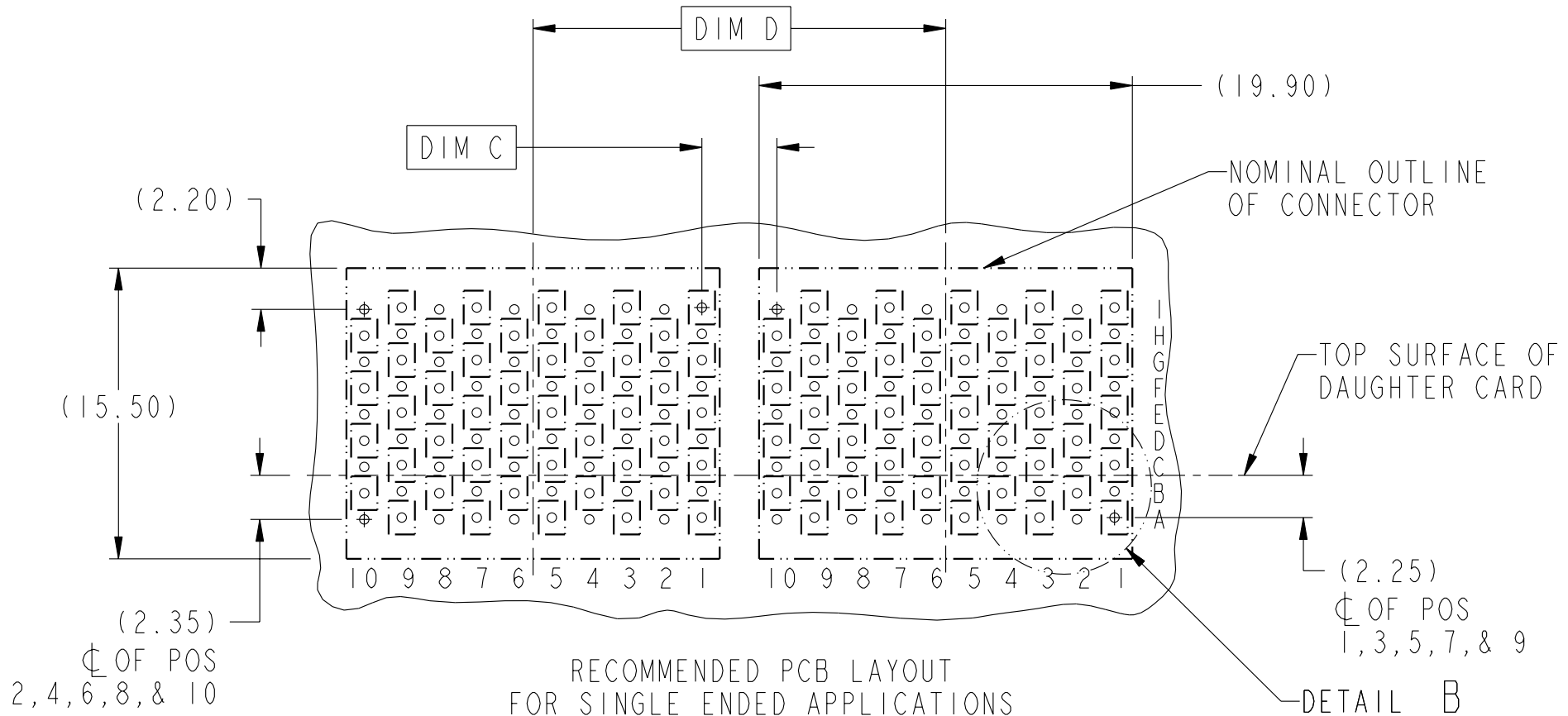
RECOMMENDED PCB LAYOUT  
 FOR DIFFERENTIAL APPLICATIONS  
 COMPONENT SIDE  
 (TWO ADJACENT FOOTPRINTS SHOWN)  
 NOTES 6 & 7



Copyright FCI.

	title AirMax VS VERT RECPT ASSY PRESS-FIT, 90 POS, 20MM	dwg no 10034251	Rev. B
	catalog no -	CUSTOMER	sheet 2 of 5

ADJACENT HEADER WIDTHS	DIM C	DIM D
20MM/20MM	2.00	20.00
22MM/22MM	4.00	22.00
20MM/22MM	3.00	21.00



RECOMMENDED PCB LAYOUT  
 FOR SINGLE ENDED APPLICATIONS  
 COMPONENT SIDE  
 (TWO ADJACENT FOOTPRINTS SHOWN)  
 NOTES 6 & 7

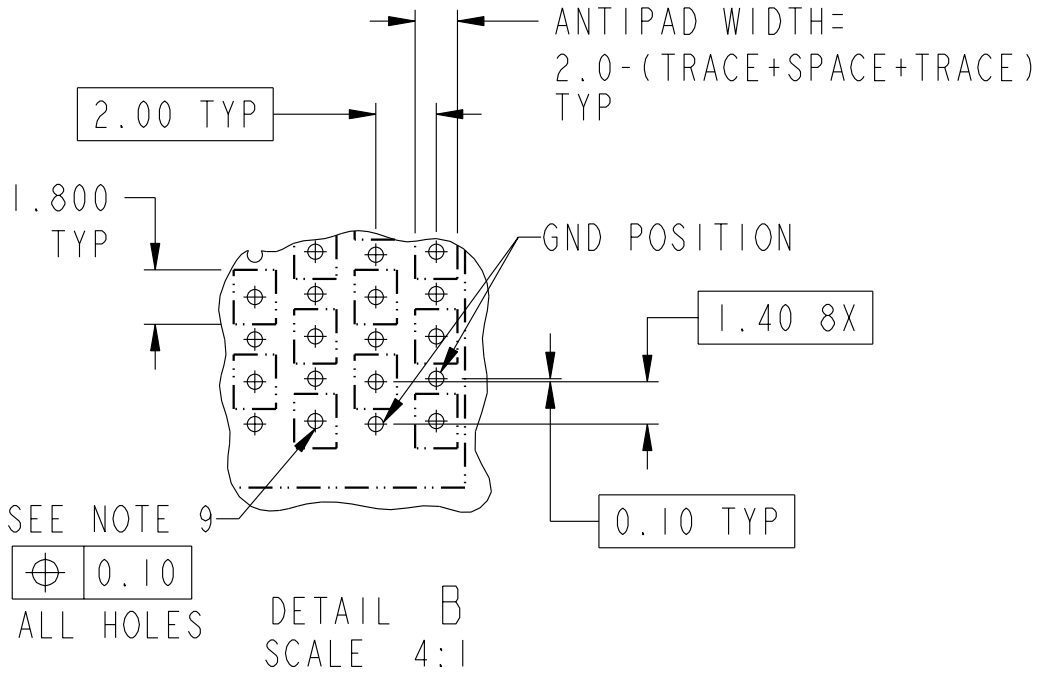
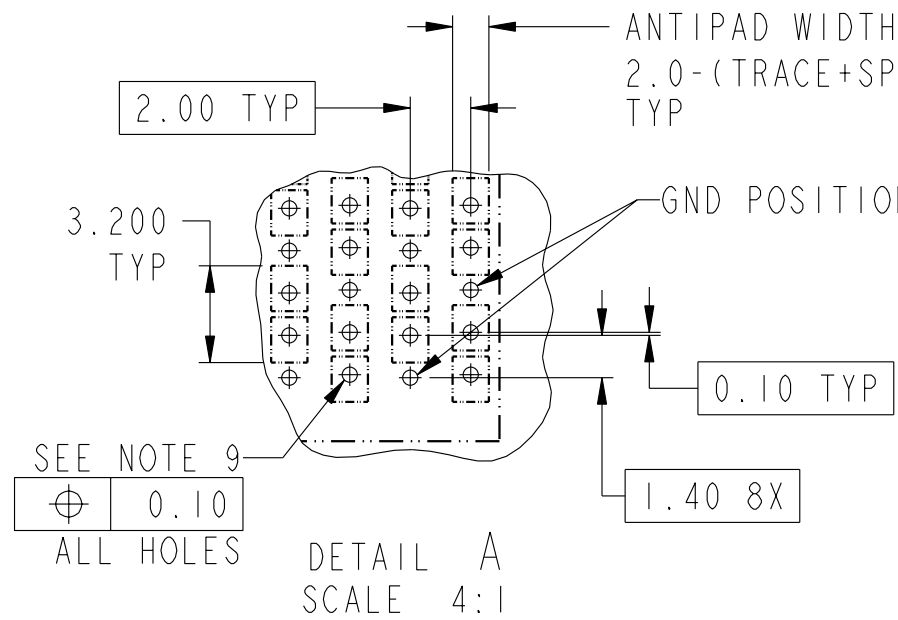


Copyright FCI.

	title AirMax VS VERT RECPT ASSY PRESS-FIT, 90 POS, 20MM	dwg no 10034251	Rev. B
	catalog no -	CUSTOMER	sheet 3 of 5
	STATUS: <b>Released</b>		



Copyright FCI.



REV F - 2006-04-17



AirMax VS VERT RECPT ASSY  
 PRESS-FIT, 90 POS, 20MM  
 catalog no -

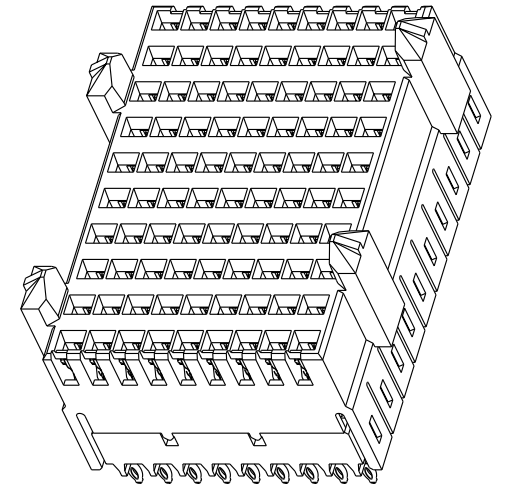
dwg no 10034251  
 CUSTOMER

Rev. B  
 sheet 4 of 5

PART NUMBER	PRESS-FIT TAIL PLATING TYPE
10034251-101	TIN/LEAD ALLOY OVER NICKEL
10034251-101LF	TIN OVER NICKEL (LEAD FREE)

NOTES:

1. CONNECTOR MATERIALS:  
HOUSING & RETAINER: HIGH TEMP THERMOPLASTIC, NATURAL, UL94V-0  
IMLA PLASTIC: HIGH TEMP THERMOPLASTIC, BLACK, UL94V-0  
CONTACT: COPPER ALLOY
2. CONTACT PLATING:  
SEPARABLE INTERFACE: PERFORMANCE-BASED PLATING, QUALIFIED TO MEET THE REQUIREMENTS OF FCI PRODUCT SPECIFICATION GS-12-239, INCLUDING TELCORDIA GR-1217-CORE (November 1995) CENTRAL OFFICE TEST SEQUENCE.  
  
PRESS-FIT TAILS: SEE TABLE
3. PRODUCT SPECIFICATION: GS-12-239
4. APPLICATION SPECIFICATION: GS-20-035
5. PRODUCT MARKING, (PART NUMBER & LOT CODE), ON THIS SURFACE
6. REFER TO CUSTOMER DRAWING 10035911 FOR INFORMATION REGARDING PCB LAYOUT OF POWER AND GUIDE MODULES RELATIVE TO SIGNAL MODULES
7. POSITIONS F OF ODD NUMBERED COLUMNS AND POSITIONS G OF EVEN NUMBERED COLUMNS CORRESPOND TO EARLY MATE HEADER PINS
8. THERE IS NO GROUND BUSSING WITHIN THE CONNECTOR SYSTEM
9. REFER TO CUSTOMER DRAWING 10045979 FOR INFORMATION ON PCB HOLE DIAMETERS AND PLATING OPTIONS.
10. THIS PRODUCT MEETS EUROPEAN UNION DIRECTIVES AND OTHER COUNTRY REGULATIONS AS DESCRIBED IN GS-22-008.
11. THE HOUSING WILL WITHSTAND EXPOSURE TO 260°C PEAK TEMPERATURE FOR 40 SECONDS IN A CONVECTION, INFRA-RED OR VAPOR PHASE REFLOW OVEN.
12. PACKAGING MEETS GS-14-920 LEAD FREE LABELING SPECIFICATION.



FCI	title	AirMax VS VERT RECPT ASSY	dwg no	10034251	Rev.	B
	catalog no	PRESS-FIT, 90 POS, 20MM	-	CUSTOMER	sheet 5 of 5	

